

COURT ORDER

STATE OF TEXAS § COUNTY OF COLORADO§

BE IT REMEMBERED, at a meeting of the Commissioners Court of Colorado County,

Texas, held on the 8th day of November 2021, on motion made by

Commissioner Doug Wessels, and seconded by

Commissioner Darrell Gertson, the following Order was adopted:

WHEREAS, THE MATTER TO BE CONSIDERED IS THE CANVASSING OF THE RESULTS OF THE SPECIAL ELECTION HELD ON NOVEMBER 2, 2021, for the purpose of electing Texas Constitutional Amendments.


RESULTS BEING AS FOLLOWS:

SEE ATTACHED COPY


WHEREAS, the Commissioners Court wishes to ratify the appointments made by and the actions taken by the Colorado County Elections Administrator (the "Elections Administrator") with respect to the Election; and

IT IS THEREFORE ORDERED, ADJUDGED AND DECREED by the Commissioners Court of Colorado County, Texas, that the returns be certified and reported to the Texas Secretary of State in accordance with the Texas Election Code and the actions taken by the Elections Administrator are hereby ratified and affirmed.

DONE IN OPEN COURT this the 8th day of November 2020.


Ty Prause
Colorado County Judge

Recommended by: 
Rebecka LaCourse
Elections Administrator

Attest: 
Colorado County Clerk



Special Election
Constitutional Amendment Election
November 02, 2021
Election Returns for Canvas

I, Rebecka LaCourse, Colorado County Election Administrator, do hereby certify the following official results to be a true and correct tally for the November 02, 2021 Election results for the canvassing authority.

Precinct Polling Locations: 4
Precincts Counted: 12 (11 +Early Voting)
Ballot Styles: 1
Registered Voters: 14,190
Ballots Cast: 1,350

Witness my hand and seal this 5th day of November 2021.



Rebecka LaCourse, Election Administrator



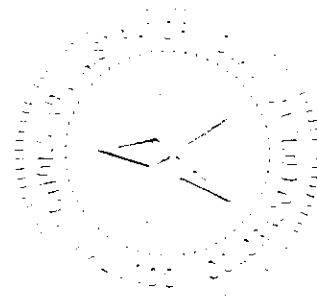
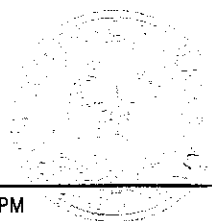
Election Summary
Colorado County Amendment Election
November 02, 2021

OFFICIAL RESULTS

Colorado County

Statistics

	TOTAL	Absentee	Early Voting	Election Day
Ballots Cast - Total	1,350	71	440	839



Election Summary
 Colorado County Amendment Election
 November 02, 2021

OFFICIAL RESULTS

Colorado County

STATE PROP 1

Vote For 1

	TOTAL	Absentee	Early Voting	Election Day
For	1,133	59	363	711
Against	206	12	73	121
Precincts Reporting	11 of 11			

STATE PROP 2

Vote For 1

	TOTAL	Absentee	Early Voting	Election Day
For	763	42	230	491
Against	567	29	205	333
Precincts Reporting	11 of 11			

STATE PROP 3

Vote For 1

	TOTAL	Absentee	Early Voting	Election Day
For	1,048	45	341	662
Against	289	26	94	169
Precincts Reporting	11 of 11			

STATE PROP 4

Vote For 1

	TOTAL	Absentee	Early Voting	Election Day
For	957	50	338	569
Against	372	21	98	253
Precincts Reporting	11 of 11			

STATE PROP 5

Vote For 1

	TOTAL	Absentee	Early Voting	Election Day
For	925	49	324	552
Against	395	21	108	266
Precincts Reporting	11 of 11			

STATE PROP 6


Vote For 1

	TOTAL	Absentee	Early Voting	Election Day
For	1,229	59	403	767
Against	110	11	32	67
Precincts Reporting	11 of 11			

STATE PROP 7

Vote For 1

	TOTAL	Absentee	Early Voting	Election Day
For	1,222	63	401	758
Against	120	8	36	76
Precincts Reporting	11 of 11			



Election Summary
Colorado County Amendment Election
November 02, 2021


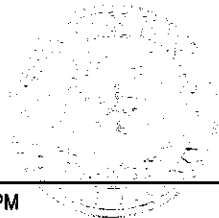
OFFICIAL RESULTS

Colorado County

STATE PROP 8

Vote For 1

	TOTAL	Absentee	Early Voting	Election Day
For	1,222	60	395	767
Against	118	11	41	66
Precincts Reporting	11 of 11			



Precinct 101

Statistics

	TOTAL	Absentee	Early Voting	Election Day
Ballots Cast - Total	247	9	91	147

STATE PROP 1

Vote For 1

	TOTAL	Absentee	Early Voting	Election Day
For	208	8	75	125
Against	37	1	15	21
Total Votes Cast	245	9	90	146

STATE PROP 2

Vote For 1

	TOTAL	Absentee	Early Voting	Election Day
For	147	3	49	95
Against	97	6	40	51
Total Votes Cast	244	9	89	146

STATE PROP 3

Vote For 1

	TOTAL	Absentee	Early Voting	Election Day
For	190	8	69	113
Against	57	1	22	34
Total Votes Cast	247	9	91	147

STATE PROP 4

Vote For 1

	TOTAL	Absentee	Early Voting	Election Day
For	175	5	71	99
Against	70	4	19	47
Total Votes Cast	245	9	90	146

STATE PROP 5


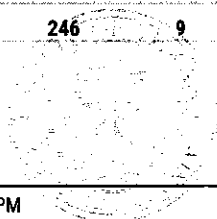
Vote For 1

	TOTAL	Absentee	Early Voting	Election Day
For	173	6	63	104
Against	72	3	26	43
Total Votes Cast	245	9	89	147

STATE PROP 6

Vote For 1

	TOTAL	Absentee	Early Voting	Election Day
For	223	8	80	135
Against	23	1	10	12
Total Votes Cast	246	9	90	147



Precinct 101

STATE PROP 7


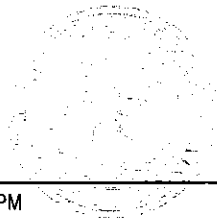
Vote For 1

	TOTAL	Absentee	Early Voting	Election Day
For	228	9	83	136
Against	18	0	8	10
Total Votes Cast	246	9	91	146

STATE PROP 8

Vote For 1

	TOTAL	Absentee	Early Voting	Election Day
For	227	7	83	137
Against	19	2	8	9
Total Votes Cast	246	9	91	146



Precinct 102

Statistics

	TOTAL	Absentee	Early Voting	Election Day
Ballots Cast - Total	26	0	19	7

STATE PROP 1

Vote For 1

	TOTAL	Absentee	Early Voting	Election Day
For	21	0	14	7
Against	4	0	4	0
Total Votes Cast	25	0	18	7

STATE PROP 2

Vote For 1

	TOTAL	Absentee	Early Voting	Election Day
For	10	0	6	4
Against	15	0	12	3
Total Votes Cast	25	0	18	7

STATE PROP 3

Vote For 1

	TOTAL	Absentee	Early Voting	Election Day
For	24	0	18	6
Against	1	0	0	1
Total Votes Cast	25	0	18	7

STATE PROP 4

Vote For 1

	TOTAL	Absentee	Early Voting	Election Day
For	22	0	16	6
Against	3	0	2	1
Total Votes Cast	25	0	18	7

STATE PROP 5

Vote For 1

	TOTAL	Absentee	Early Voting	Election Day
For	18	0	12	6
Against	8	0	7	1
Total Votes Cast	26	0	19	7

STATE PROP 6

Vote For 1

	TOTAL	Absentee	Early Voting	Election Day
For	24	0	18	6
Against	2	0	1	1
Total Votes Cast	26	0	19	7



Precinct 102

STATE PROP 7

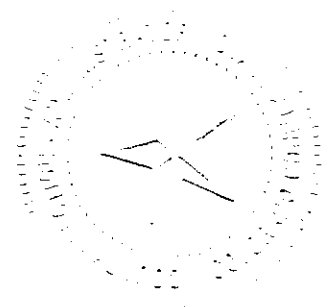

Vote For 1

	TOTAL	Absentee	Early Voting	Election Day
For	25	0	19	6
Against	1	0	0	1
Total Votes Cast	26	0	19	7

STATE PROP 8

Vote For 1

	TOTAL	Absentee	Early Voting	Election Day
For	23	0	17	6
Against	3	0	2	1
Total Votes Cast	26	0	19	7



Precinct 103

Statistics

	TOTAL	Absentee	Early Voting	Election Day
Ballots Cast - Total	41	2	14	25

STATE PROP 1

Vote For 1

	TOTAL	Absentee	Early Voting	Election Day
For	40	2	14	24
Against	1	0	0	1
Total Votes Cast	41	2	14	25

STATE PROP 2

Vote For 1

	TOTAL	Absentee	Early Voting	Election Day
For	25	2	10	13
Against	16	0	4	12
Total Votes Cast	41	2	14	25

STATE PROP 3

Vote For 1

	TOTAL	Absentee	Early Voting	Election Day
For	37	1	13	23
Against	3	1	1	1
Total Votes Cast	40	2	14	24

STATE PROP 4

Vote For 1

	TOTAL	Absentee	Early Voting	Election Day
For	36	2	14	20
Against	4	0	0	4
Total Votes Cast	40	2	14	24

STATE PROP 5

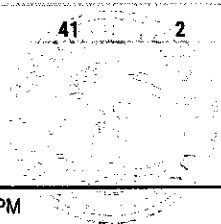
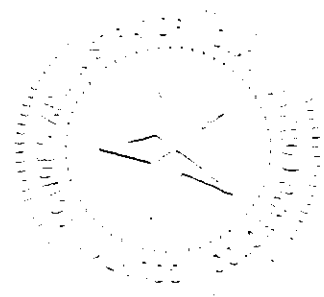
Vote For 1

	TOTAL	Absentee	Early Voting	Election Day
For	32	2	12	18
Against	8	0	2	6
Total Votes Cast	40	2	14	24

STATE PROP 6

Vote For 1

	TOTAL	Absentee	Early Voting	Election Day
For	37	1	14	22
Against	4	1	0	3
Total Votes Cast	41	2	14	25



Precinct 103

STATE PROP 7

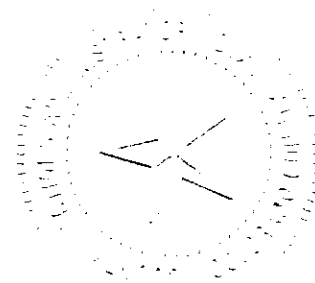
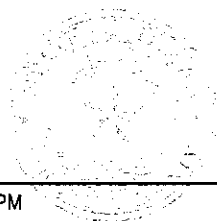
Vote For 1

	TOTAL	Absentee	Early Voting	Election Day
For	38	2	14	22
Against	3	0	0	3
Total Votes Cast	41	2	14	25

STATE PROP 8

Vote For 1

	TOTAL	Absentee	Early Voting	Election Day
For	39	2	14	23
Against	2	0	0	2
Total Votes Cast	41	2	14	25



Precinct 201

Statistics

	TOTAL	Absentee	Early Voting	Election Day
Ballots Cast - Total	310	15	83	212

STATE PROP 1

Vote For 1

	TOTAL	Absentee	Early Voting	Election Day
For	256	13	68	175
Against	51	2	15	34
Total Votes Cast	307	15	83	209

STATE PROP 2

Vote For 1

	TOTAL	Absentee	Early Voting	Election Day
For	166	9	41	116
Against	141	6	42	93
Total Votes Cast	307	15	83	209

STATE PROP 3

Vote For 1

	TOTAL	Absentee	Early Voting	Election Day
For	231	7	60	164
Against	74	8	22	44
Total Votes Cast	305	15	82	208

STATE PROP 4

Vote For 1

	TOTAL	Absentee	Early Voting	Election Day
For	206	8	59	139
Against	97	7	23	67
Total Votes Cast	303	15	82	206

STATE PROP 5

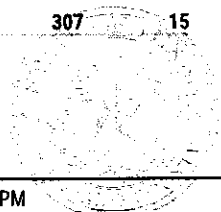

Vote For 1

	TOTAL	Absentee	Early Voting	Election Day
For	210	11	61	138
Against	91	4	22	65
Total Votes Cast	301	15	83	203

STATE PROP 6

Vote For 1

	TOTAL	Absentee	Early Voting	Election Day
For	281	15	73	193
Against	26	0	10	16
Total Votes Cast	307	15	83	209



Precinct 201

STATE PROP 7


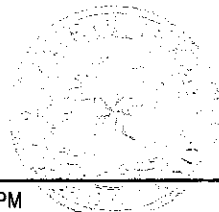
Vote For 1

	TOTAL	Absentee	Early Voting	Election Day
For	278	14	76	188
Against	31	1	7	23
Total Votes Cast	309	15	83	211

STATE PROP 8

Vote For 1

	TOTAL	Absentee	Early Voting	Election Day
For	280	14	74	192
Against	29	1	9	19
Total Votes Cast	309	15	83	211



Precinct 202

Statistics

	TOTAL	Absentee	Early Voting	Election Day
Ballots Cast - Total	41	5	16	20

STATE PROP 1

Vote For 1

	TOTAL	Absentee	Early Voting	Election Day
For	32	2	13	17
Against	9	3	3	3
Total Votes Cast	41	5	16	20

STATE PROP 2

Vote For 1

	TOTAL	Absentee	Early Voting	Election Day
For	14	2	6	6
Against	27	3	10	14
Total Votes Cast	41	5	16	20

STATE PROP 3

Vote For 1

	TOTAL	Absentee	Early Voting	Election Day
For	30	3	16	11
Against	11	2	0	9
Total Votes Cast	41	5	16	20

STATE PROP 4

Vote For 1

	TOTAL	Absentee	Early Voting	Election Day
For	30	3	16	11
Against	11	2	0	9
Total Votes Cast	41	5	16	20

STATE PROP 5

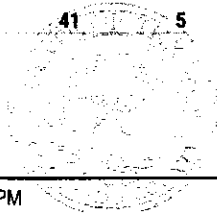
Vote For 1

	TOTAL	Absentee	Early Voting	Election Day
For	23	3	11	9
Against	18	2	5	11
Total Votes Cast	41	5	16	20

STATE PROP 6

Vote For 1

	TOTAL	Absentee	Early Voting	Election Day
For	36	3	16	17
Against	5	2	0	3
Total Votes Cast	41	5	16	20



Precinct 202

STATE PROP 7

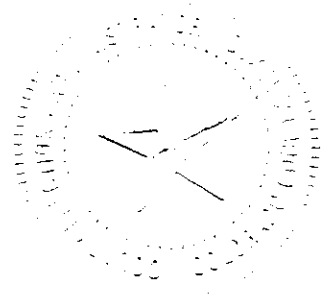
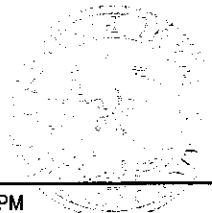
Vote For 1

	TOTAL	Absentee	Early Voting	Election Day
For	34	3	15	16
Against	7	2	1	4
Total Votes Cast	41	5	16	20

STATE PROP 8

Vote For 1

	TOTAL	Absentee	Early Voting	Election Day
For	32	3	13	16
Against	9	2	3	4
Total Votes Cast	41	5	16	20



Precinct 302

Statistics

	TOTAL	Absentee	Early Voting	Election Day
Ballots Cast - Total	127	8	28	91

STATE PROP 1

Vote For 1

	TOTAL	Absentee	Early Voting	Election Day
For	108	6	25	77
Against	18	2	3	13
Total Votes Cast	126	8	28	90

STATE PROP 2

Vote For 1

	TOTAL	Absentee	Early Voting	Election Day
For	64	5	15	44
Against	61	3	13	45
Total Votes Cast	125	8	28	89

STATE PROP 3

Vote For 1

	TOTAL	Absentee	Early Voting	Election Day
For	102	5	22	75
Against	24	3	5	16
Total Votes Cast	126	8	27	91

STATE PROP 4

Vote For 1

	TOTAL	Absentee	Early Voting	Election Day
For	87	6	24	57
Against	36	2	4	30
Total Votes Cast	123	8	28	87

STATE PROP 5

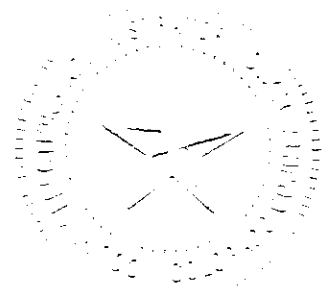
Vote For 1

	TOTAL	Absentee	Early Voting	Election Day
For	86	5	24	57
Against	38	3	4	31
Total Votes Cast	124	8	28	88

STATE PROP 6

Vote For 1

	TOTAL	Absentee	Early Voting	Election Day
For	117	5	28	84
Against	9	3	0	6
Total Votes Cast	126	8	28	90



Precinct 302

STATE PROP 7



Vote For 1

	TOTAL	Absentee	Early Voting	Election Day
For	113	6	27	80
Against	13	2	1	10
Total Votes Cast	126	8	28	90

STATE PROP 8

Vote For 1

	TOTAL	Absentee	Early Voting	Election Day
For	115	6	26	83
Against	11	2	2	7
Total Votes Cast	126	8	28	90



Precinct 303

Statistics

	TOTAL	Absentee	Early Voting	Election Day
Ballots Cast - Total	83	4	43	36

STATE PROP 1

Vote For 1

	TOTAL	Absentee	Early Voting	Election Day
For	77	4	38	35
Against	4	0	3	1
Total Votes Cast	81	4	41	36

STATE PROP 2

Vote For 1

	TOTAL	Absentee	Early Voting	Election Day
For	59	4	28	27
Against	24	0	15	9
Total Votes Cast	83	4	43	36

STATE PROP 3

Vote For 1

	TOTAL	Absentee	Early Voting	Election Day
For	67	4	33	30
Against	14	0	9	5
Total Votes Cast	81	4	42	35

STATE PROP 4

Vote For 1

	TOTAL	Absentee	Early Voting	Election Day
For	61	4	31	26
Against	20	0	11	9
Total Votes Cast	81	4	42	35

STATE PROP 5

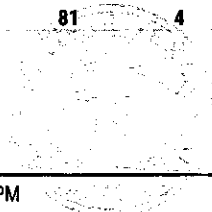
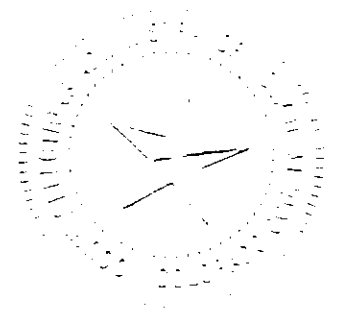
Vote For 1

	TOTAL	Absentee	Early Voting	Election Day
For	60	4	32	24
Against	20	0	9	11
Total Votes Cast	80	4	41	35

STATE PROP 6

Vote For 1

	TOTAL	Absentee	Early Voting	Election Day
For	78	4	39	35
Against	3	0	2	1
Total Votes Cast	81	4	41	36



Precinct 303

STATE PROP 7


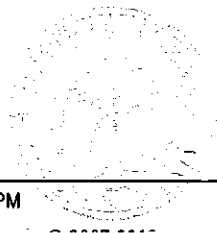
Vote For 1

	TOTAL	Absentee	Early Voting	Election Day
For	75	4	37	34
Against	6	0	4	2
Total Votes Cast	81	4	41	36

STATE PROP 8

Vote For 1

	TOTAL	Absentee	Early Voting	Election Day
For	72	4	36	32
Against	8	0	5	3
Total Votes Cast	80	4	41	35



Precinct 304

Statistics

	TOTAL	Absentee	Early Voting	Election Day
Ballots Cast - Total	69	4	27	38

STATE PROP 1

Vote For 1

	TOTAL	Absentee	Early Voting	Election Day
For	57	4	20	33
Against	12	0	7	5
Total Votes Cast	69	4	27	38

STATE PROP 2

Vote For 1

	TOTAL	Absentee	Early Voting	Election Day
For	35	0	13	22
Against	32	4	14	14
Total Votes Cast	67	4	27	36

STATE PROP 3

Vote For 1

	TOTAL	Absentee	Early Voting	Election Day
For	57	2	23	32
Against	11	2	4	5
Total Votes Cast	68	4	27	37

STATE PROP 4

Vote For 1

	TOTAL	Absentee	Early Voting	Election Day
For	53	4	19	30
Against	16	0	8	8
Total Votes Cast	69	4	27	38

STATE PROP 5


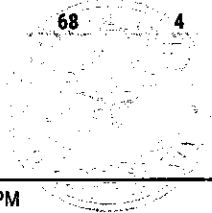
Vote For 1

	TOTAL	Absentee	Early Voting	Election Day
For	46	2	21	23
Against	20	2	5	13
Total Votes Cast	66	4	26	36

STATE PROP 6

Vote For 1

	TOTAL	Absentee	Early Voting	Election Day
For	63	4	23	36
Against	5	0	3	2
Total Votes Cast	68	4	26	38



Precinct 304

STATE PROP 7

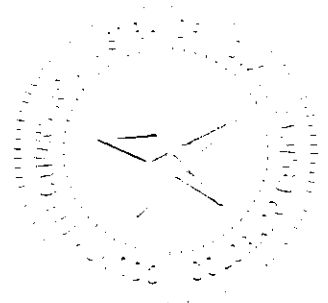
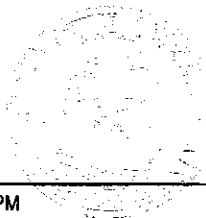
Vote For 1

	TOTAL	Absentee	Early Voting	Election Day
For	62	4	26	32
Against	5	0	0	5
Total Votes Cast	67	4	26	37

STATE PROP 8

Vote For 1

	TOTAL	Absentee	Early Voting	Election Day
For	64	4	25	35
Against	4	0	1	3
Total Votes Cast	68	4	26	38



Precinct 305

Statistics

	TOTAL	Absentee	Early Voting	Election Day
Ballots Cast - Total	231	11	86	134

STATE PROP 1

Vote For 1

	TOTAL	Absentee	Early Voting	Election Day
For	189	11	68	110
Against	40	0	18	22
Total Votes Cast	229	11	86	132

STATE PROP 2

Vote For 1

	TOTAL	Absentee	Early Voting	Election Day
For	131	11	42	78
Against	94	0	42	52
Total Votes Cast	225	11	84	130

STATE PROP 3

Vote For 1

	TOTAL	Absentee	Early Voting	Election Day
For	183	10	64	109
Against	46	1	21	24
Total Votes Cast	229	11	85	133

STATE PROP 4

Vote For 1

	TOTAL	Absentee	Early Voting	Election Day
For	165	11	63	91
Against	62	0	23	39
Total Votes Cast	227	11	86	130

STATE PROP 5


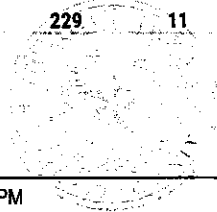
Vote For 1

	TOTAL	Absentee	Early Voting	Election Day
For	155	10	61	84
Against	68	0	22	46
Total Votes Cast	223	10	83	130

STATE PROP 6

Vote For 1

	TOTAL	Absentee	Early Voting	Election Day
For	214	11	81	122
Against	15	0	4	11
Total Votes Cast	229	11	85	133



Precinct 305

STATE PROP 7

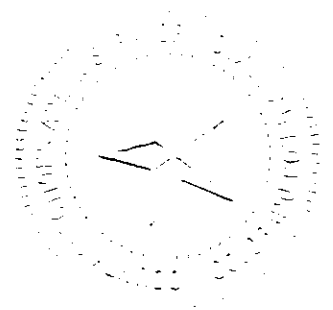
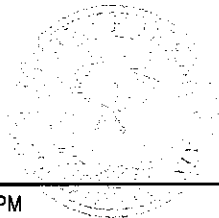
Vote For 1

	TOTAL	Absentee	Early Voting	Election Day
For	209	11	73	125
Against	21	0	13	8
Total Votes Cast	230	11	86	133

STATE PROP 8

Vote For 1

	TOTAL	Absentee	Early Voting	Election Day
For	215	11	79	125
Against	14	0	6	8
Total Votes Cast	229	11	85	133



Precinct 401

Statistics

	TOTAL	Absentee	Early Voting	Election Day
Ballots Cast - Total	36	3	18	15

STATE PROP 1

Vote For 1

	TOTAL	Absentee	Early Voting	Election Day
For	32	2	15	15
Against	4	1	3	0
Total Votes Cast	36	3	18	15

STATE PROP 2

Vote For 1

	TOTAL	Absentee	Early Voting	Election Day
For	22	2	11	9
Against	14	1	7	6
Total Votes Cast	36	3	18	15

STATE PROP 3

Vote For 1

	TOTAL	Absentee	Early Voting	Election Day
For	25	2	11	12
Against	11	1	7	3
Total Votes Cast	36	3	18	15

STATE PROP 4

Vote For 1

	TOTAL	Absentee	Early Voting	Election Day
For	22	2	11	9
Against	14	1	7	6
Total Votes Cast	36	3	18	15

STATE PROP 5

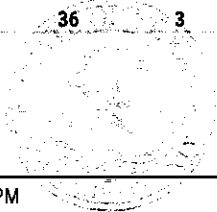
Vote For 1

	TOTAL	Absentee	Early Voting	Election Day
For	27	2	14	11
Against	9	1	4	4
Total Votes Cast	36	3	18	15

STATE PROP 6

Vote For 1

	TOTAL	Absentee	Early Voting	Election Day
For	31	2	16	13
Against	5	1	2	2
Total Votes Cast	36	3	18	15



Precinct 401

STATE PROP 7


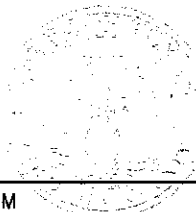
Vote For 1

	TOTAL	Absentee	Early Voting	Election Day
For	34	3	17	14
Against	2	0	1	1
Total Votes Cast	36	3	18	15

STATE PROP 8

Vote For 1

	TOTAL	Absentee	Early Voting	Election Day
For	33	2	17	14
Against	3	1	1	1
Total Votes Cast	36	3	18	15



Precinct 402

Statistics

	TOTAL	Absentee	Early Voting	Election Day
Ballots Cast - Total	139	10	15	114

STATE PROP 1

Vote For 1

	TOTAL	Absentee	Early Voting	Election Day
For	113	7	13	93
Against	26	3	2	21
Total Votes Cast	139	10	15	114

STATE PROP 2

Vote For 1

	TOTAL	Absentee	Early Voting	Election Day
For	90	4	9	77
Against	46	6	6	34
Total Votes Cast	136	10	15	111

STATE PROP 3

Vote For 1

	TOTAL	Absentee	Early Voting	Election Day
For	102	3	12	87
Against	37	7	3	27
Total Votes Cast	139	10	15	114

STATE PROP 4

Vote For 1

	TOTAL	Absentee	Early Voting	Election Day
For	100	5	14	81
Against	39	5	1	33
Total Votes Cast	139	10	15	114

STATE PROP 5

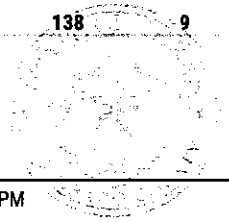
Vote For 1

	TOTAL	Absentee	Early Voting	Election Day
For	95	4	13	78
Against	43	6	2	35
Total Votes Cast	138	10	15	113

STATE PROP 6

Vote For 1

	TOTAL	Absentee	Early Voting	Election Day
For	125	6	15	104
Against	13	3	0	10
Total Votes Cast	138	9	15	114



Precinct 402

STATE PROP 7

Vote For 1

	TOTAL	Absentee	Early Voting	Election Day
For	126	7	14	105
Against	13	3	1	9
Total Votes Cast	139	10	15	114

STATE PROP 8

Vote For 1

	TOTAL	Absentee	Early Voting	Election Day
For	122	7	11	104
Against	16	3	4	9
Total Votes Cast	138	10	15	113

